

Lifting aspiration and raising **educational achievement** for every New Zealander. **Achievement and progress** of students at **Otago Girls' High School** in 2025

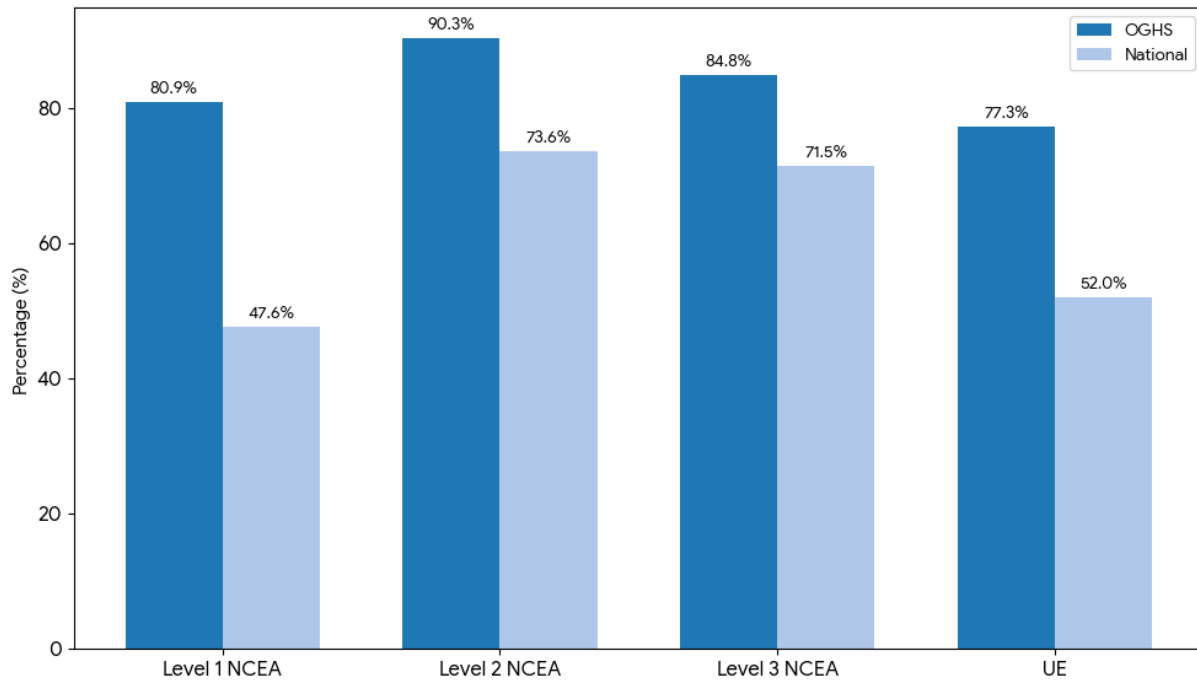
2025 was a very successful year for the achievement of students at OGHS. Of particular note was achievement of an 90.3% pass rate in Level 2 NCEA – compared with 73.6% nationally – which was in the top three results over 27 schools in Otago. University Entrance was also notable with Otago Girls' High School making the Top 3 UE results across 12 schools in Dunedin and Top 4 results across 27 schools in Otago.

Alongside this, we were in the Top 5 results for Scholarship over 27 schools in Otago and in the Top 2 results for Girls' Scholarship in Otago – including in both co-ed and single sex schools - and we gained the highest number of University of Otago Entrance Scholarships in New Zealand. To achieve results like these makes us competitive not only nationally but globally.

Overall NCEA results are as follows:

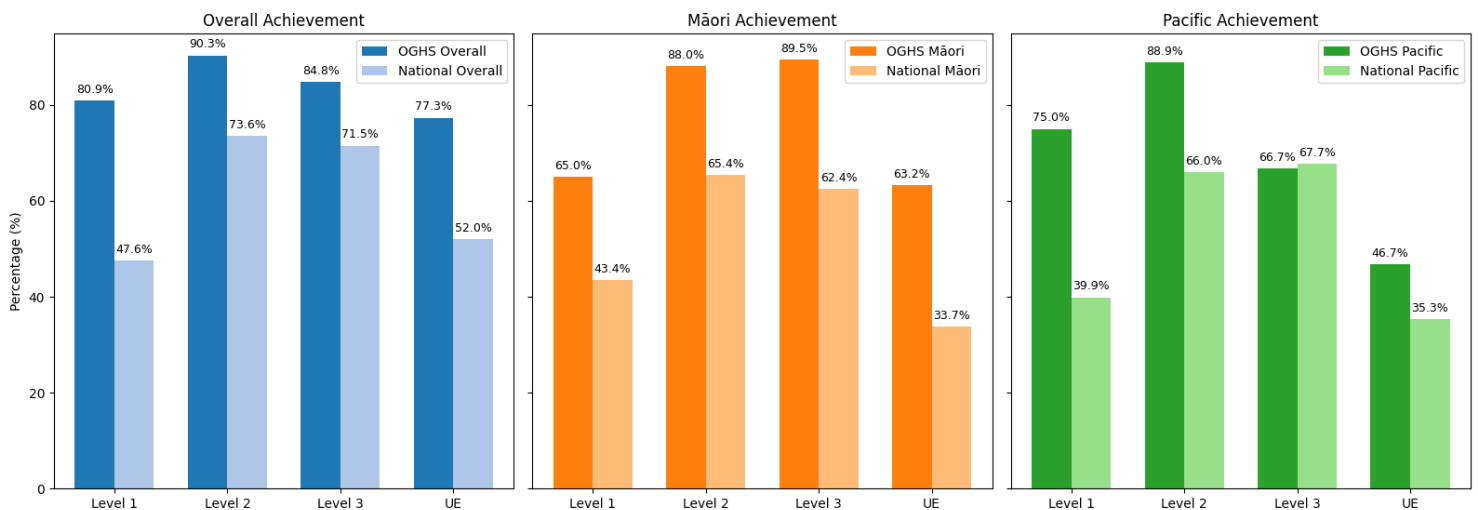
| | OGHS | National | Difference |
|--------------|-------|----------|------------|
| Level 1 NCEA | 80.9% | 47.6% | +33.3% |
| Level 2 NCEA | 90.3% | 73.6% | +16.7% |
| Level 3 NCEA | 84.8% | 71.5% | +13.3% |
| UE | 77.3% | 52.0% | +25.3% |

NCEA and UE Achievement Results: OGHS vs National



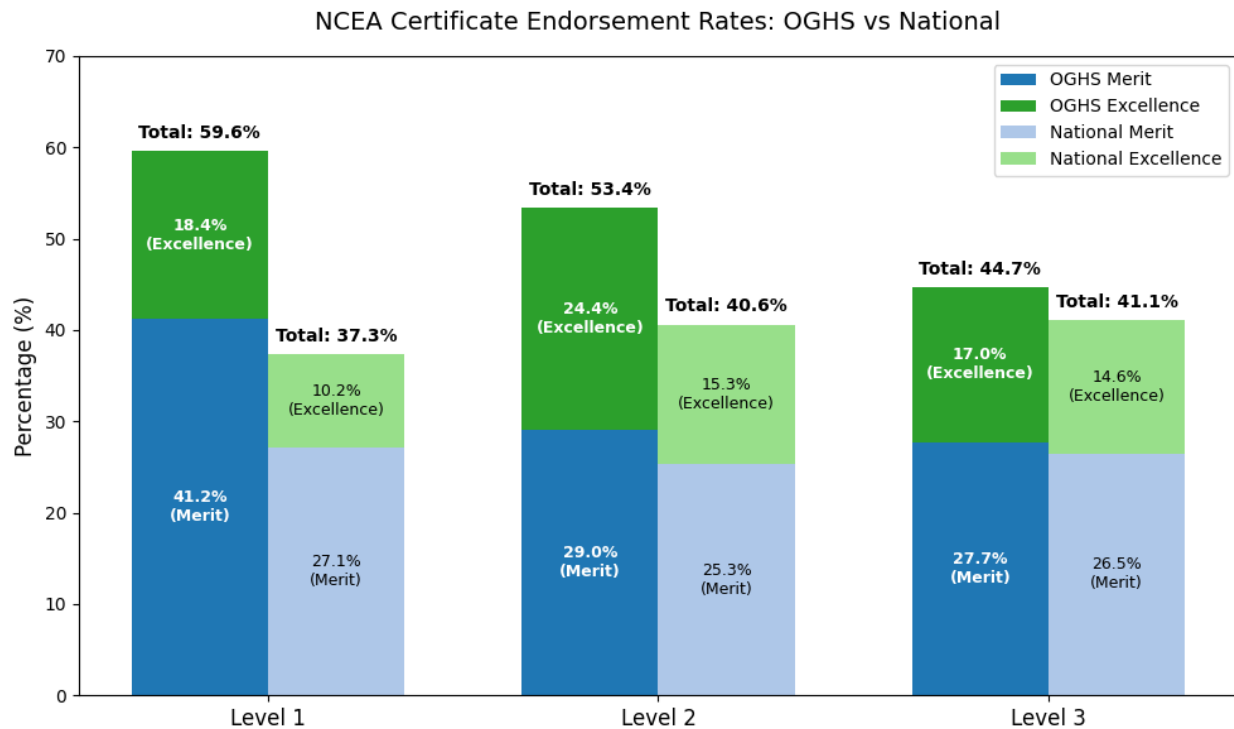
Māori and Pacific student achievement in NCEA Levels 1,2,3 and University Entrance is well above the national average in most areas. The only area for concern is Level 3 and UE Pacific achievement which has a close correlation with attendance. Pacific results in Level 2 NCEA were greatly improved from the previous two years and we hope to now extend this into Level 3 with this cohort.

NCEA & UE Achievement Comparison: OGHS vs National



| | All Overall | National Overall | OGHS Māori | National Māori | OGHS Pacific | National Pacific |
|---------|-------------|------------------|------------|----------------|--------------|------------------|
| Level 1 | 80.9 | 47.6 | 65.0 | 43.4 | 75.0 | 39.9 |
| Level 2 | 90.3 | 73.6 | 88.0 | 65.4 | 88.9 | 66.0 |
| Level 3 | 84.8 | 71.5 | 89.5 | 62.4 | 66.7 | 67.7 |
| UE | 77.3 | 52.0 | 63.2 | 33.7 | 46.7 | 35.3 |

Course endorsement was pleasing with 59.6% of students getting a Merit or Excellence endorsement at Level 1, 53.4% of students getting a Merit or Excellence endorsement at Level 2 and 44.7% of students getting a Merit of Excellence endorsement at Level 3.



| NCEA | OGHS No endorsement | National | OGHS Merit endorsement | National | OGHS Excellence endorsement | National |
|---------|---------------------|----------|------------------------|----------|-----------------------------|----------|
| Level 1 | 59.6% | 37.3% | 41.2% | 27.1% | 18.4% | 10.2% |
| Level 2 | 53.4% | 40.6% | 29.0% | 25.3% | 24.4% | 15.3% |
| Level 3 | 44.7% | 41.1% | 27.7% | 26.5% | 17.0% | 14.6% |

Level 1 Literacy 98.5%

Level 1 Numeracy 99.2%

Level 1 Literacy Māori 100%

Level 1 Numeracy Māori 100%

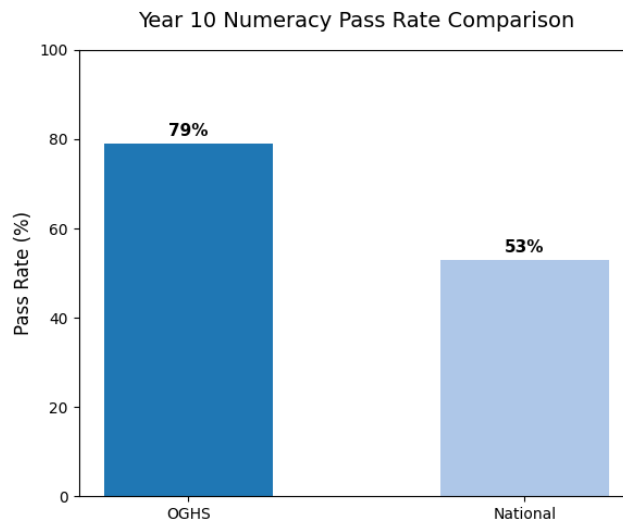
Level 1 Literacy Pacific 100%

Level 1 Numeracy Pacific 100%

Junior Achievement

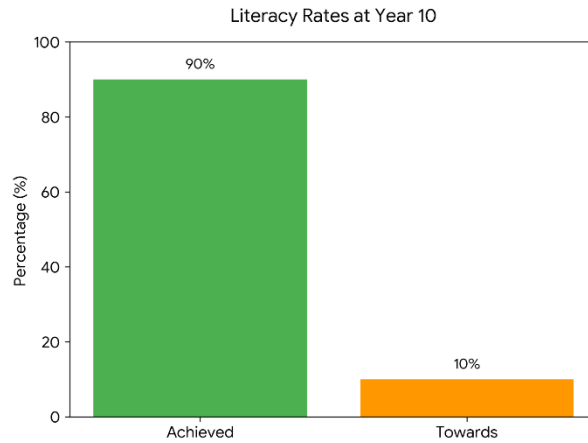
Junior students are achieving well with approximately 80% of students performing At or Above the standard curriculum level in all curriculum areas.

Common Assessment Activity Numeracy Pass Rates at Year 10



| | |
|---------------------------------------|-----|
| Year 10 Numeracy pass rate - OGHS | 79% |
| Year 10 Numeracy pass rate - National | 53% |

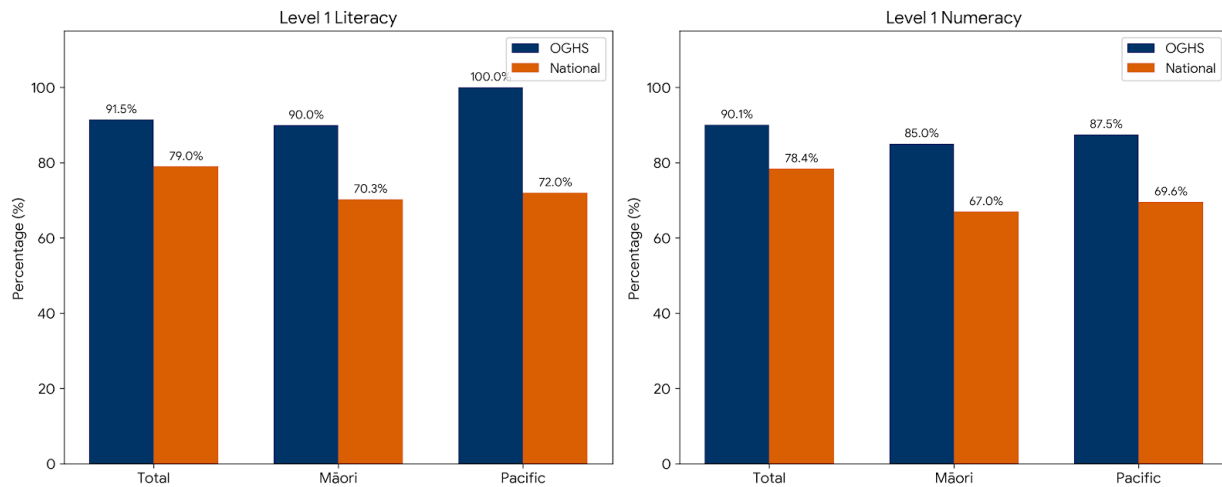
Common Assessment Activity Literacy Pass Rates at Year 10



| | |
|---|------|
| Number of students 'Towards' the standard (Towards) | 10 % |
| Number of students achieving 'At' the standard (Achieved) | 90% |

Level One Literacy and Numeracy – Whole cohort, Māori, Pacific

OGHS vs National Achievement Comparison



| | OGHS | National | OGHS Māori | National Māori | OGHS Pacific | National Pacific |
|------------------|------|----------|------------|----------------|--------------|------------------|
| Level 1 Literacy | 91.5 | 79.0 | 90.0 | 70.3 | 100 | 72.0 |
| Level 1 Numeracy | 90.1 | 78.4 | 85.0 | 67.0 | 87.5 | 69.6 |

In conjunction with ERO we have undergone a review of our departmental curriculum area analysis and review. This has been a three-year review cycle looking at how we report achievement and progress across year levels and subjects. Our focus has been better reporting of achievement to the School Board and focus on progress against our strategic goals. This has been very successful with two extraordinary Board meetings looking solely at curriculum and learning in our school.

Bridget Davidson

May 2026